

# G-10f

## UPRIGHT COOLER

### G-Series Coolers

## FEATURES

- Exterior Dimensions (WDH): 25" x 23.875" x 54"
- Internal Volume: 9.4 ft<sup>3</sup>
- Dynamic LED Lighting In Door Provides Enhanced Product Illumination While Greatly Reducing Energy Consumption
- Forced Air Refrigeration System For Fast Product Temperature Pull Down
- High Impact Side Panel Graphics
- High Density Environmentally Friendly Insulation
- Utilizes Climate-Friendly Natural Refrigerant
- 3 Fully Adjustable Powder-Coated Metal Shelves
- Low Profile Evaporator Increases Interior Volume Providing Improved Product Pack-outs
- Double-Paned, Low "E", Self-Closing Glass Door
- LED Interior Lighting
- Durable Pre-Painted Steel Cabinet and Heavy Duty Inner Liner
- Adjustable Temperature Control
- 9' Heavy Duty Power Cord
- Reversible Door Option for G10f Model

## CERTIFICATIONS

### 110v

- UL471
- NSF/ANSI-7: Type 2 Display Refrigerator
- ENERGY STAR<sup>®</sup> Qualified



# G-10f

## UPRIGHT COOLER

### G-Series Coolers

#### TECH SPECS

Refrigerant	R290
Amps	2.7
Volts/Hz	110-120V/60Hz
Compressor HP	1/5




#### SHIPPING SPECS

Gross Weight	209 lbs
Net Weight	177 lbs
Carton Dims (WDH)	25.375" x 25.5" x 60.5"
Units per Pallet	1
Shipping Options:	
Floor Loaded	20' ~ 27
	40'HQ ~ 54
	53' ~ 72

#### DIMENSIONS

Exterior: 25"W x 23.875"D x 54"H  
 Interior: 21.375"W x 18.5"D x 41"H  
 Shelf: 20.5"W x 17"D  
 Internal Volume: 9.4 ft<sup>3</sup>

#### PACKOUT CAPACITIES

		Facings	Deep	Total Capacity	Total Rows
	5 Shelves + Base	8	x 6	= 288*	6
	4 Shelves + Base	8	x 6	= 240*	5
	3 Shelves + Base	7	x 6	= 168**	4

\* Additional shelves, beyond what is supplied with the cooler, may be required to achieve this maximum pack-out.  
 \*\* 20oz pack-outs may vary depending on package size.



EXTERIOR DIMENSIONS



INTERIOR DIMENSIONS

